

FOR PROFESSIONALS



Cochlear™

# Slim Modiolar Electrode

Our thinnest and most advanced perimodiolar electrode, designed to offer an improved experience for surgeons and, ultimately, **deliver even better hearing outcomes.**

*Hear now. And always*



## Engineered for smooth, gentle insertion

The Slim Modiolar Electrode is designed to minimise trauma to the cochlea during insertion by **avoiding the delicate structures of the lateral wall**.

- Thinner than any competitor electrode on the market<sup>1</sup>
- Designed with a **soft, flexible insertion sheath**
- Unique insertion mechanism for **near zero insertion forces** throughout<sup>2,3</sup>
- **Avoids contact** with the lateral wall to **reduce the chance of electrode translocation**<sup>4</sup>


In a multicentre study,  
all Slim Modiolar Electrodes were

# successfully placed

in the scala tympani.<sup>5</sup>

## Consistent and complete scala tympani placement

The Slim Modiolar Electrode is designed to achieve **close modiolar proximity** and placement fully in the scala tympani, which clinical evidence shows leads to improved hearing outcomes.<sup>6,7</sup> The Slim Modiolar Electrode supports **round window insertion** which has been shown to **assist correct scala placement**.<sup>5-9</sup>

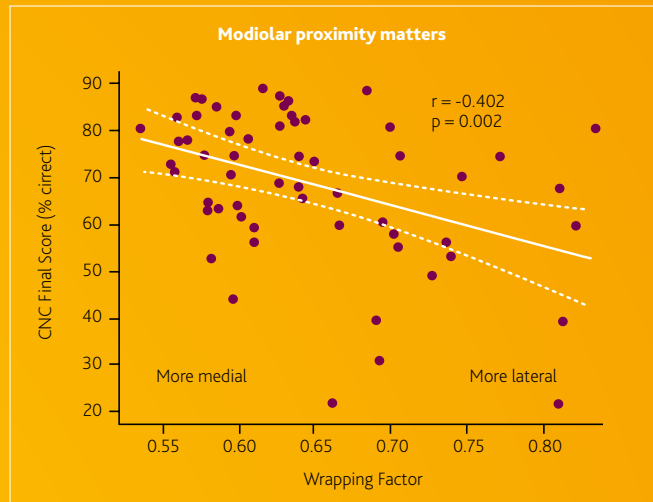


# Precise and effective stimulation

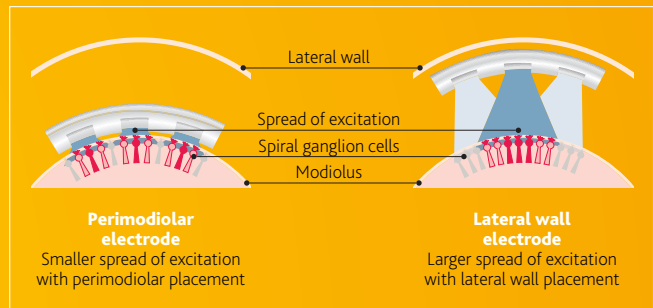
Studies have shown placing cochlear electrode arrays close to the auditory nerve provides:

- Greater **neural specificity**<sup>10-13</sup>
- Reduced **electrical stimulation levels**<sup>14,15</sup>
- Improved **hearing performance**<sup>6,16</sup>

The Slim Modiolar Electrode sits closer to the modiolus than a lateral wall electrode, allowing for **more precise and effective stimulation of the hearing nerve.**<sup>13,17</sup>



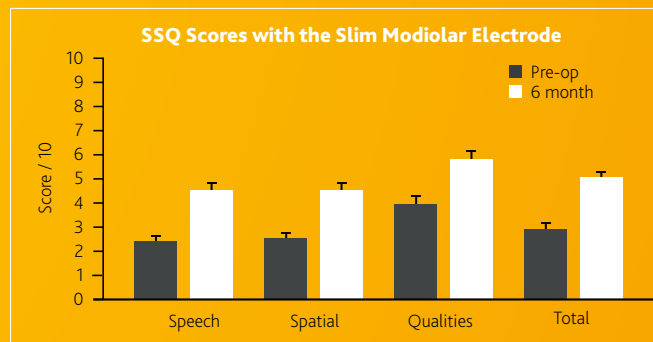
Modiolar Proximity vs CNC Final Score at 24 months (n=59)<sup>6</sup>



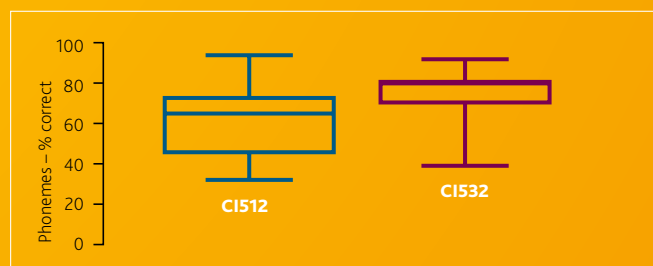
# Optimal hearing outcomes

Positioning the electrode close to the hearing nerve provides significant **performance benefits** and has been shown to have a positive impact on **speech recognition.**<sup>6,16</sup>

Studies demonstrate that recipients of the Slim Modiolar Electrode show **improved speech understanding** in both quiet and noisy environments.<sup>7,8,18,19</sup>



Patients fitted with the Slim Modiolar Electrode demonstrated **significant improvement in speech perception** six months after implantation.<sup>18</sup>



In a recent study, **speech performance** of 18 CI532 subjects was **significantly better** (80% vs 69%) than a matched group of 31 CI512 subjects 12 months post-implantation.<sup>7</sup>

# Hear now. And always

As the global leader in implantable hearing solutions, Cochlear is dedicated to helping people with moderate to profound hearing loss experience a life full of hearing. We have provided more than 600,000 implantable devices, helping people of all ages to hear and connect with life's opportunities.

We aim to give people the best lifelong hearing experience and access to innovative future technologies. We have the industry's best clinical, research and support networks.

That's why more people choose Cochlear than any other hearing implant company.

## References

1. Based on latest generation of cochlear implant electrodes manufactured by Cochlear, Advanced Bionics, MED-EL and Oticon Medical available as at 1 July 2019.
2. Roland JT, Jr. A Model for Cochlear Implant Electrode Insertion and Force Evaluation: Results with a New Electrode Design and Insertion Technique, *Laryngoscope*, 115:1325–1339, 2005.
3. Schurz et al 2010 Force of cochlear implant insertion SIT vs AOS, *Otol Neurotol*. 2010 October ; 31(8): 1207–1210.
4. De Seta D, Torres R, Russo FY, Ferrary E, Kazmitcheff G, Heymann D, et al. Damage to inner ear structure during cochlear implantation: Correlation between insertion force and radio-histological findings in temporal bone specimens. *Hear Res* 2017; 344: 90-7.
5. Aschendorff A, Briggs R, Brademann G, Helbig S, Hornung J, Lenarz T, Marx M, Ramos A, Stover T, Escude B and James CJ. Clinical investigation of the Nucleus Slim Modiolar Electrode. *Audiology & Neurotology* 2017;22:169-179
6. Holden LK, Finley CC, Firszt JB, Holden TA, Brenner C, Potts LG, et al. Factors affecting open-set word recognition in adults with cochlear implants. *Ear Hear* 2013; 34: 342-60.
7. Shaul C, Dragovic AS, Stringer AK, O'Leary SJ, Briggs RJ. Scalar localisation of peri-modiolar electrodes and speech perception outcomes. *J Laryngol Otol*. 2018;132:1000-6.
8. Cuda D, Murri A. Cochlear implantation with the nucleus slim modiolar electrode (CI532): a preliminary experience. *Eur Arch Otorhinolaryngol*. 2017;274:4141-8
9. Jiam N, Limb C. The impact of round window vs cochleostomy surgical approaches on interscalar excursions in the cochlea: Preliminary results from a flat-panel computed tomography study. *World Journal of Otorhinolaryngology-Head and Neck Surgery* (2016) 2, 142-147
10. Hughes ML, Abbas PJ. Electrophysiologic channel interaction, electrode pitch ranking, and behavioral threshold in straight versus perimodiolar cochlear implant electrode arrays. *J Acoust Soc Am* 2006; 119: 1538-47.
11. Xi X, Ji F, Han D, Hong M, Chen A. Electrode interaction in cochlear implant recipients: comparison of straight and contour electrode arrays. *ORL J Otorhinolaryngol Relat Spec* 2009; 71: 228-37.
12. Basta D, Todt I, Ernst A. Audiological outcome of the pull-back technique in cochlear implantees. *Laryngoscope* 2010; 120: 1391-6.
13. Ramos de Miguel A, Argudo AA, Borkoski Barreiro SA, Falcon Gonzalez JC, Ramos Macias A. Imaging evaluation of electrode placement and effect on electrode discrimination on different cochlear implant electrode arrays. *Eur Arch Otorhinolaryngol*. 2018 Jun;275(6):1385-1394.
14. Saunders E, Cohen L, Aschendorff A, Shapiro W, Knight M, Stecker M, et al. Threshold, comfortable level and impedance changes as a function of electrode-modiolar distance. *Ear Hear* 2002; 23(1 Suppl): 28S-40S.
15. Parkinson AJ, Arcaroli J, Staller SJ, Arndt PL, Cosgriff A, Ebinger K. The nucleus 24 contour cochlear implant system: adult clinical trial results. *Ear Hear* 2002; 23(1 Suppl): 41S-8S.
16. Dowell, R. Evidence about the effectiveness of cochlear implants for adults. Evidence based practice in audiology: evaluating interventions for children and adults with hearing impairment. Plural Publishing. 2012; 141-66.
17. Berg et al. Speech recognition as a function of the number of channels in perimodiolar electrode recipients. *The Journal of the Acoustical Society of America* 145, 1556 (2019);
18. Hey, M, Hoppe, U, Stöver T, Baumann U, Mewes A, Liebscher T, Schüssler M, Aschendorff A, Wesarg T, Büchner A, Neben N. Retrospective Hearing Performance Outcome in a Larger Cohort of CI532 Recipients, Poster presented at 10th International Symposium on Objective Measures in Auditory Implants (OMAI), October 2018.
19. Friedmann DR, Kamen E, Choudhury B, Roland JT, Jr. Surgical Experience and Early Outcomes With a Slim Perimodiolar Electrode. *Otol Neurotol*. 2019 Mar;40(3):e304-e10 NYU Cochlear Implant Center, New York (USA)



**Cochlear Ltd** (ABN 96 002 618 073) 1 University Avenue, Macquarie University, NSW 2109, Australia Tel: +61 2 9428 6555 Fax: +61 2 9428 6352

**Cochlear AG** EMEA Headquarters, Peter Merian-Weg 4, 4052 Basel, Switzerland Tel: +41 61 205 8204 Fax: +41 61 205 8205

**Cochlear Deutschland GmbH & Co. KG** Karl-Wiechert-Allee 76A, 30625 Hannover, Germany Tel: +49 511 542 7750 Fax: +49 511 542 7770

**Cochlear Europe Ltd** 6 Dashwood Lang Road, Bourne Business Park, Addlestone, Surrey KT15 2HJ, United Kingdom Tel: +44 1932 26 3400 Fax: +44 1932 26 3426

**Cochlear Austria GmbH** CEE Office, Millennium Tower, 45th Floor, Handelskai 94-96, 1200 Vienna, Austria Tel: +43 1 37600 26 000

**Cochlear Benelux NV** Schaliënhoedreef 20 i, B-2800 Mechelen, Belgium Tel: +32 15 79 55 77

**Cochlear Europe Limited** Czech Branch Office, Kamenická 656/56, 170 00 Prague 7, Czech Republic Tel: +420 222 13 53 13

**Cochlear France SAS** 135 route de Saint Simon, CS 43574, 31035 Toulouse, France Tel: +33 5 34 63 85 85 (international) or 0805 200 016 (national) Fax: +33 5 34 63 85 80

**Cochlear Italia S.r.l.** Via Larga 33, 40138 Bologna, Italy Tel: +39 051 601 53 11 Fax: +39 051 39 20 62

**Cochlear Middle East FZ-LLC** Dubai Healthcare City, Al Razi Building 64, Block A, Ground Floor, Offices IR1 and IR2, Dubai, United Arab Emirates  
Tel: +971 4 818 4400 Fax: +971 4 361 8925

**Cochlear Nordic AB** Konstruktionsvägen 14, 435 33 Mölnlycke, Sweden Tel: +46 31 335 14 61

**Cochlear Nordic AB** Menuetto Business Center, Huopalahdentie 24 A, 00350 Helsinki, Finland Tel: +358 20 735 0788

**Cochlear Norway AS** Postboks 6614, Etterstad, 0607 Oslo, Norway Tel: +47 22 59 47 00

**Cochlear Tıbbi Cihazlar ve Sağlık Hizmetleri Ltd. Şti.** Çubuklu Mah. Boğaziçi Cad., Boğaziçi Plaza No: 6/1, Kavacak, TR-34805 Beykoz-Istanbul, Turkey Tel: +90 216 538 5900 Fax: +90 216 538 5919

[www.cochlear.com](http://www.cochlear.com) follow us on:    

Please seek advice from your health professional about treatments for hearing loss. Outcomes may vary, and your health professional will advise you about the factors which could affect your outcome. Always read the instructions for use. Not all products are available in all countries. Please contact your local Cochlear representative for product information.

Cochlear, Hear now. And always, Nucleus, and the elliptical logo are either trademarks or registered trademarks of Cochlear Limited.

© Cochlear Limited 2020. D1673288 V1 FEB20

